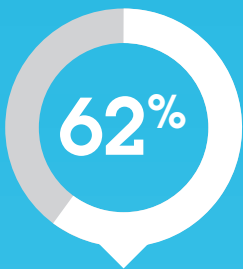




Population Profile



62%
of the Counties Manukau population are Maaori, Pacific or Asian



36%
of residents live in areas of high socio-economic deprivation



30%
of children in Counties Manukau live in crowded households



24% of the population is aged 14 or under

The local population aged 65 and over is the fastest growing in New Zealand

44% of children in Counties Manukau live in areas of high socio-economic deprivation

Demand for Services

annual growth in demand from people aged 65 and over



4.5%




people with long term health conditions requiring active management



60k


The prevalence of long term conditions is higher in Maaori and Pacific people in deprived areas



Health Provider Capacity



Areas with the highest deprivation have the lowest number of doctors per 1000 people




more than **10,000** paid health workers & professionals

More than half the nursing workforce will retire within **20** years

Health Provider Infrastructure

Facilities



\$600 million spent on modernising hospital facilities

120 GP clinics, nine extended hours accident & medical clinics in the community

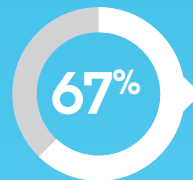
Plans for six community health hubs but none fully functioning now

There is a mismatch between the current location of community facilities and the areas projected to have rapid population growth

200+ applications managed by healthAlliance with more than 1000 integration points


3597

patients who have shared care records



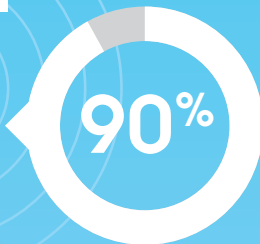

67% providers that are shared-care enabled

Technology



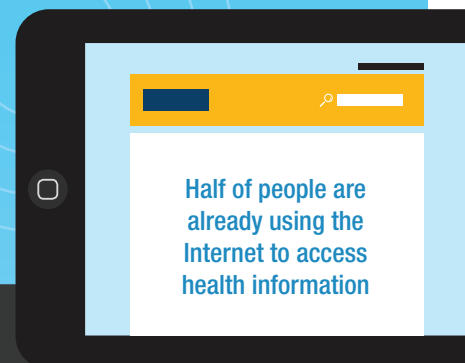
Consumer Infrastructure

One in two residents has a smart phone



90% of smart phone owners access the Internet every day

Young Maaori are more extensive users of emerging technologies and devices.



Half of people are already using the Internet to access health information